

## ZM09-4GX

### Mobile phone/wireless data improvement

All networks 4G LTE 718-788 MHz and lower 4G/3G 820-890 MHz

The ZM09-4GX mobile phone/wireless data antenna provides dualband coverage of all networks 4G LTE with effective gain.

The ZM09-4GX will not improve reception where no signal is being transmitted.

Please check your carriers coverage map for availability of signal in your area. The ZM09-CELL will not work where no signal is present.

Mounting hardware, adaptors, water-proofing and other installation accessories are all available separately.



|                                  |  |
|----------------------------------|--|
| Construction                     | White tapered fibreglass radome, aluminium mount ferrule and white external cable  |
| Frequency range                  | 718-788 MHz - 4G LTE & 820-890 MHz - lower 4G/3G<br><i>Telstra &amp; Vodafone within Australia</i>   |
| Bandwidth                        | Full frequency ranges stated   |
| VSWR                             | <1.8:1 at 4G LTE 718-788 MHz<br>< 2.5:1 at lower 4G/3G 820-890 MHz   |
| Tuning                           | Factory  |
| Gain                             | 5.1 dBi  |
| Maximum power                    | 50 Watts   |
| Impedance                        | 50 Ohms  |
| Polarisation                     | Vertical - do not lean/tilt once installed, only during transit  |
| H Plane                          | 360° omnidirectional   |
| E Plane                          | 22°  |
| Cable                            | 4.5 metres of white RG58 low loss side exit from ferrule   |
| Connector                        | FME female fitted to cable for ease of installation or specify requirements  |
| Height                           | 990mm  |
| Weight                           | 2.2kg - excluding base   |
| Mounting hardware order separate | MM1 plastic fold-down base or MM2 stainless steel<br>MMA or MMA-SS mast mount adaptor for mast mounting<br>Alternate: A-3050 adaptor and 1270 spring base with 1/2" bolt |
| Mounting position recommended    | Mount the antenna as high on your structure or vessel as possible to ensure a true omni-directional signal.  |

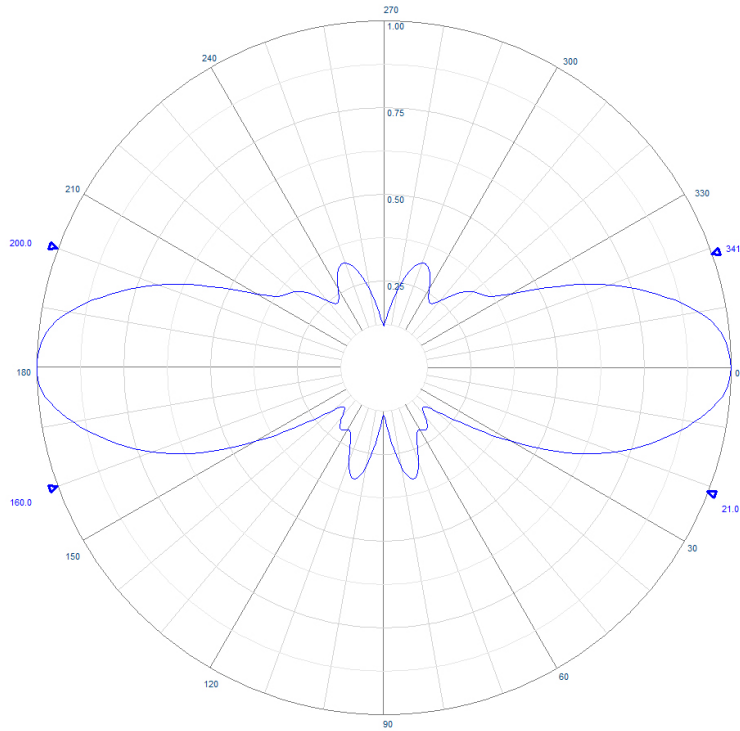




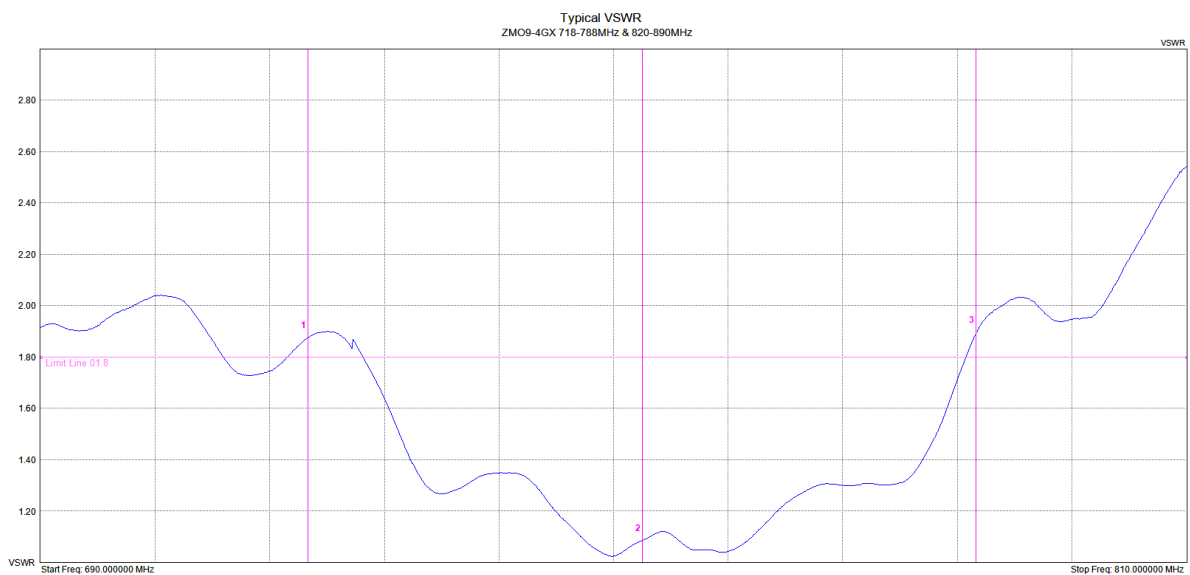
# ZM09-4GX

Mobile phone/wireless data improvement

All networks 4G LTE 718-788 MHz and lower 4G/3G 820-890 MHz



Example radiation pattern



| Mtr | Ref                      | Delta                    | Ref Freq    | Ref Amp  | Delta Freq | Delta Amp |
|-----|--------------------------|--------------------------|-------------|----------|------------|-----------|
| 1   | <input type="checkbox"/> | <input type="checkbox"/> | 718.000 MHz | 1.88VSWR | --         | --        |
| 2   | <input type="checkbox"/> | <input type="checkbox"/> | 753.000 MHz | 1.08VSWR | --         | --        |
| 3   | <input type="checkbox"/> | <input type="checkbox"/> | 788.000 MHz | 1.88VSWR | --         | --        |
| 4   | <input type="checkbox"/> | <input type="checkbox"/> | --          | --       | --         | --        |






Typical VSWR at 718-788 MHz

# ZM09-4GX

## Mobile phone/wireless data improvement

All networks 4G LTE 718-788 MHz and lower 4G/3G 820-890 MHz

Alternate mounting hardware

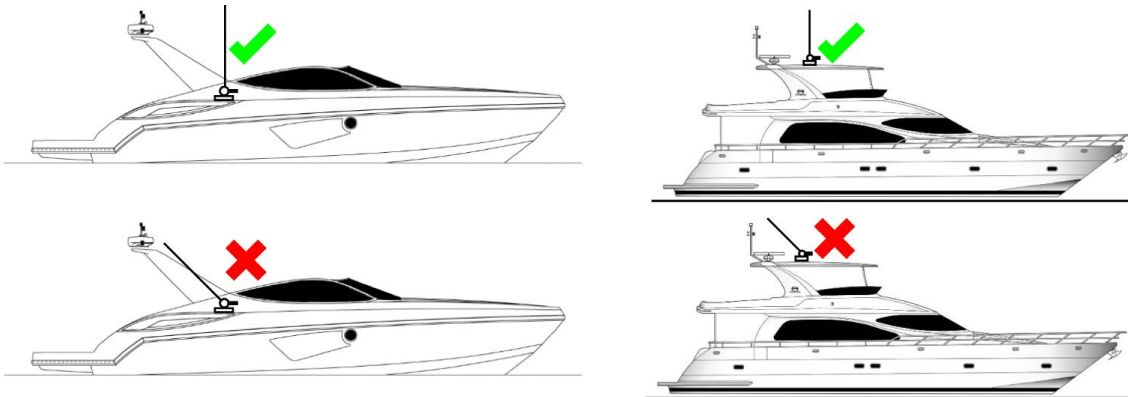
|  |  |
|--|--|
|  <p>MM1 toughened white nylon dual axis, ratchet fold down mount</p> <p>Requires mounting screws/ bolts and mounting hardware for antenna</p>                 |  <p>MM2 316 stainless steel dual axis, ratchet fold down mount</p> <p>Requires mounting screws/ bolts and mounting hardware for antenna</p>                                  |
|  <p>MMA series - anodised aluminium mast mount adaptor 250-1200mm</p> <p>Requires mounting hardware EB1-SS or UB2-SS</p>                                     |  <p>MMA-SS - 304 stainless steel mast mount adaptor 250mm</p> <p>Requires mounting hardware EB1-SS or UB2-SS</p>   |
|  <p>CFB series - Galvanised steel 'J' hockey stick brackets, 1.1 - 2.1 metres.</p> <p>Requires mounting screws/ bolts and mounting hardware for antenna</p> |  <p>SFB Series - galvanised steel pole extension 0.9-2.0 metres<br/>Roof or overhang mounting</p> <p>Requires mounting screws/ bolts and mounting hardware for antenna</p> |
|  <p>A-1269 'barrel' spring base + A-3050 mount adaptor</p> <p>For converting marine antenna to spring base mount or for vehicle mounting</p>                |  <p>A-1270 'barrel' spring base + A-3050 mount adaptor</p> <p>For converting marine antenna to spring base mount or for vehicle mounting</p>                               |
|  <p>EB1-SS - requires 2 304 stainless steel parallel clamp</p> <p>Boom: 20-40mm capability<br/>Mount pole: 25-45mm capability</p>                           |  <p>UB3-SS<br/>304 stainless steel parallel clamp</p> <p>Boom: 20-32mm capability<br/>Mount pole: 20-50mm capability</p>   |
|  <p>UB2-SS<br/>304 stainless steel right-angle clamp</p> <p>Boom: 20-50mm capability<br/>Mount pole: 20-50mm capability</p>                                 |  <p>RB8<br/>Galvanised steel right-angle clamp</p> <p>Boom: 20-50mm capability<br/>Mount pole: 20-50mm capability</p>  |

# ZM09-4GX

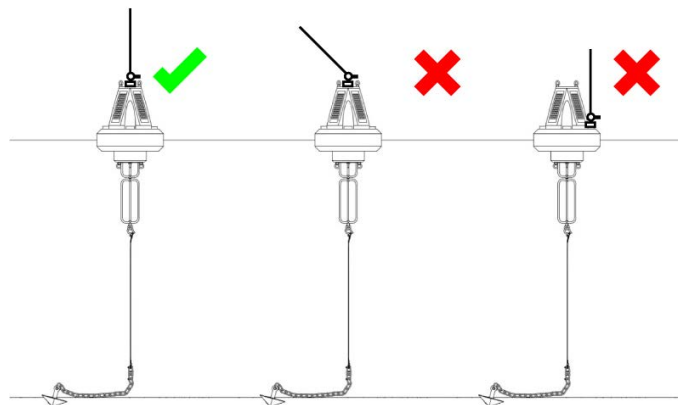
Mobile phone/wireless data improvement

All networks 4G LTE 718-788 MHz and lower 4G/3G 820-890 MHz

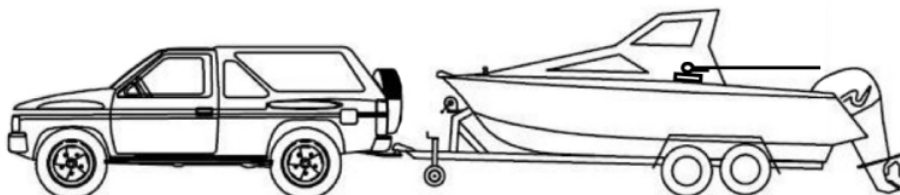
Recommended Installation orientation



Recommended Installation orientation - Buoy location



Recommended transportation orientation



ZCG recommend leaning/tilting the antenna down to parallel to the ground to eliminate any possible contact with overhead obstructions such as trees, overhead powerlines, entrance ways, roller doors or roof beams. Contact with obstructions will cause damage to your antenna or mounting surface.